

Application of Diamond-Oil Tester in Refined Oil Pipelines

(Xi'an Changqing Technology Engineering Co., Ltd., Xi'an City, Shaanxi, 710018, China)

In refined oil batch pipelining, interface testing for different oils mainly depends on interface testing technologies, and commonly used methods including trace method, density testing method, optical surface testing method, etc. As refined oil categories in batch pipelining grow more complex, one single testing method exposes problems, such as low accuracy, large errors, etc. in daily application. Inaccurate interface testing leads to high mixed oil quantity or even accidents, bringing great loss to the operation unit. Therefore, implementing a multiple-measuring method can provide more reliable results in testing pipeline conveying a number of oil products. Diamond-oil tester adopts information fusion technology to test the interfaces of mixed oil with high resolution, little maintenance effort and greater potential in applications¹.

1. Structure of Diamond-Oil Tester

Diamond-oil tester, adopting the information fusion technology, comprises the temperature sensor, frequency sensor, dielectric constant sensor, conductivity detector, electromagnetic capacity meter, etc. Basic structure is shown in Figure 1. As oil

product flows through testing sensors, it will be comprehensively analysed by the instrument empowered by multi-parameter information fusion technology which conducts integral analysis on various characteristics including electromagnetic energy absorption, capacitance dielectric constants, conductivity, vibration frequency, etc. and monitors the interfaces of mixed oil. Furthermore, the tester supports data collecting by means of PLC or DCS to display required information on microcomputers or matching software to display changes of mixed oil during oil product switchover²⁻⁵.

2. Working Principle of Diamond-Oil Tester

Diamond-oil tester mainly utilizes information fusion technology, also known as data fusion or sensor information fusion, to conduct automatic analysis and integral processing based on the observed information collected on a preset time interval by several sensors controlled by computer technology and complete the information processing process necessary for determination and task predication. Based on such definition, multi-sensor system should be the hardware basis for

Abstract: Diamond-oil tester utilizes information fusion technology to test the oil product interfaces during refined oil batch pipelining based on vibration frequency range of the oil product, electromagnetic absorption and difference and integration of capacitance dielectric constants to conduct overall analysis. By processing signals and combining Kalman filter principle, the tester can realize the interface testing and distinguish for different refined oil products. During the batch pipelining of various refined oil products, by equipping with Diamond-oil testers in the oil product receiving and distributing station, interfaces of different oil products can thus be effectively tested for accurate separation of oil products and ensuring the minimum level of mixed oil. Practices have proved excellent practical results in oil products batch pipelining.

Key words: Diamond-Oil tester; Information fusion technology; Interface of mixed oil

Published on 30th Sept, 2017

information infusion whose processing target is multi-source information with coordinated optimization and integral processing at its core.

By adopting vibration frequency measuring principle, electromagnetic wave principle, Kalman filter principle, etc., and information fusion technology, the tester obtains multiple groups of

data output, hence realizing oil interface testing. The principle lies in that when the oil flows through testing sensors, it will be determined by the instrument empowered by multi-parameter information fusion technology. Based on difference of characteristics of oil products regarding electromagnetic energy absorption, capacitance dielectric

constants, conductivity, vibration frequency, etc., the tester analyzes the information in a manner of correlating all measured data and relating them to data model, which is determined by Formula (3) and Formula (4), stored in the system and obtaining the correct results by analyzing the information acquired by all sensors. To monitor the mixed oil interfaces ⁶⁻¹¹.

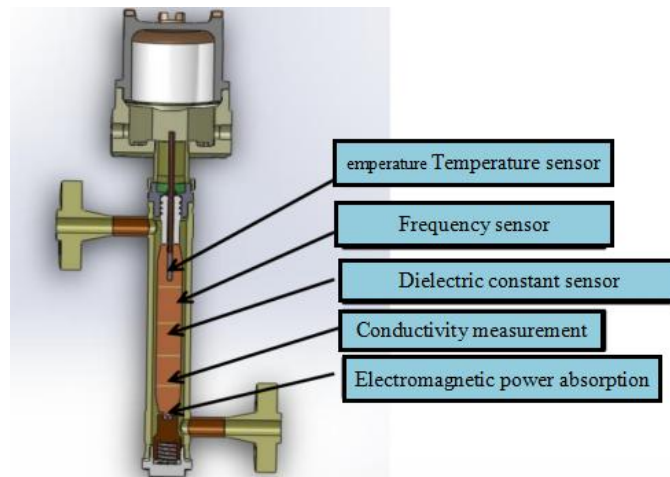


Figure 1. Structure Diagram of Diamond-oil Tester

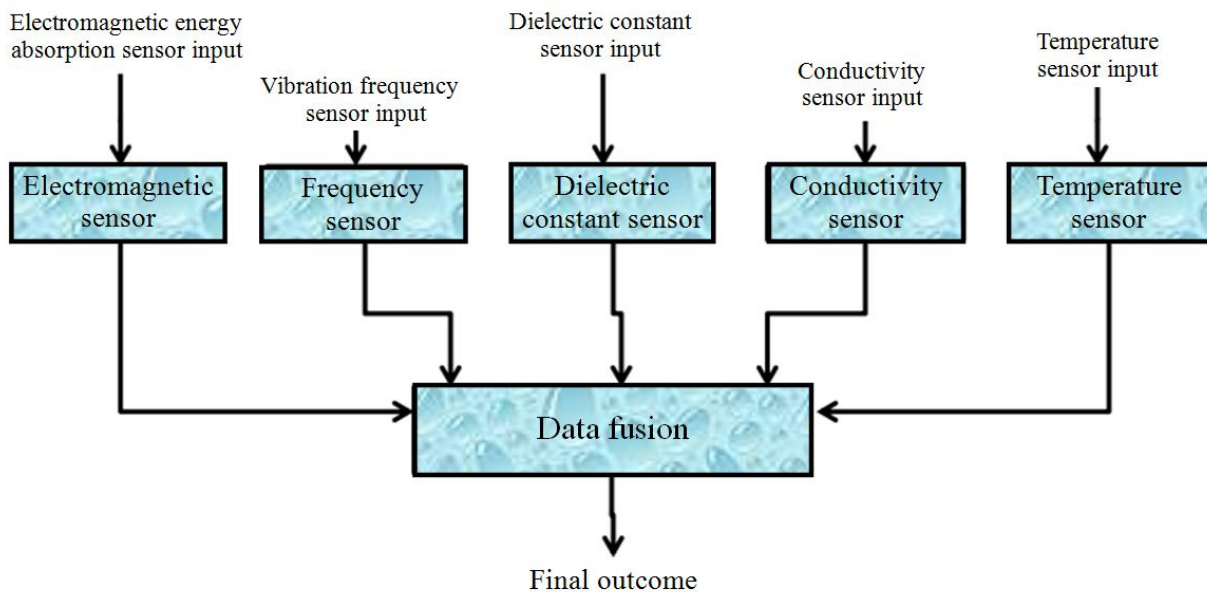


Figure 2. Diagram for Diamond-oil Tester Information Fusion

2.1 Principle of Measuring Vibration Frequency

Tuning fork vibration is a mature technique in measuring vibration frequency. The sensing element is a kind of elastomer which maintains itself in a syntonous status by feedback electronic system. Whenever measured oil product flows through it, the sensing element will change its resonance frequency in a certain pattern. The frequency change complies with the rules that when the density of measured oil products rises, total weight will increase, causing vibration frequency to decrease, vice versa. By a certain amount of calibration, vibration frequency and density shares a definite relation. Therefore, by testing the resonance frequency of the sensing element, the density of oil product can be measured. Its relation can be expressed in the following Formula (1):

$$\rho = K_0 + K_1 T + K_2 T_2 \quad (1)$$

In the formula, ρ means liquid density, T means the vibration cycle of the sensor output while K_0 , K_1 , K_2 mean sensor constants which are calibrated when leaving factory. Therefore, oil density can be expressed via vibration frequency and thus the determination of interfaces among different oil products.

2.2 Principle of Electromagnetic Wave

The amount of energy absorbed by oil varies when a fixed-frequency electromagnetic wave passes through different oil products or electromagnetic waves in different frequencies pass through the same oil product is different, the absorbed energy complies with Lambert-Beer's law:

$$R = R_0 e^{-\mu c l} \quad (2)$$

In the formula, R means penetrating energy, R_0 means incident energy, μ means absorptivity, c means medium concentration, l means medium thickness.

Variation $R_0 = R e^{\mu c l}$ can be deduced via the above formula while $R_0 = R e^{(\mu_1 c_1 l_1 + \mu_2 c_2 l_2 + \dots)}$ can be used for mixtures, among which μ_1 , c_1 , l_1 and μ_2 , c_2 , l_2 represent the sensor fixed dimension in absorptivity, medium concentration and medium thickness of two different oil products respectively. Although the absorptivity for two oil products is different, the values of absorptivity of different oils are constant and the transmission energy of electromagnetic wave I is absorbed by the receiver at a constant value. As determined by $R_0 = R e^{\mu c l}$, incident energy R_0 can only change according to the density of oil products, leading to changes of electric current R in the transmitter. The change in current is fed to the controller, and after magnification, it will be used as the standard signal. By integrated calculation with the frequency signal, an integral RH value will be generated

for the monitored oil. This RH value is then monitored for changes in order to monitor the interfaces of mixed oil¹²⁻¹⁶.

2.3. Signal Process and Fusion Kalman Filter Principle

This system includes frequency sensing element, electromagnetic sensing element, dielectric constant sensing element, conductivity sensing element and temperature sensing element. All gathered data will be processed according to Kalman filter principle which can be described by a linear stochastic differential equation:

$$W(k) = A W(k-1) + B U(k) + T(k) \quad (3)$$

$$Y(k) = S W(k) + V(k) \quad (4)$$

In above-mentioned two formulas, $W(k)$ means the system status at k moment, $U(k)$ means the control amount over the system at k moment. A and B are system parameters, in this system, they are matrixes. $Y(k)$ means the measured value at k moment, S means the parameter in measuring system, for this measuring system, S means matrix. $W(k)$ and $V(k)$ presents noises in process and measured noises (i.e. measuring error). Kalman filter is the best information processor for satisfying aforesaid conditions. By previous algorithms, the best result, that is, the output integral RH value, can be obtained¹⁷⁻²⁰.

3. Application of Diamond-Oil Tester in Batch Pipelining of Oil Products

One refined oil pipeline of CNPC mainly transports 0# diesel, 93#

gasoline and 97# gasoline. A Diamond-oil tester is deployed in Pengzhou Station on the pipeline, installation diagram is shown in Figure 3. In 2011, the integrated

tests were conducted on the interface between 0# diesel and 93# gasoline and the interface between 93# and 97# gasoline.



Figure 3. Diagram for Diamond-Oil Tester in Pengzhou Station Site

It is the tendency chart of the tester between 8:00 and 9:30 on Nov. 27, and the oil front arrived in at 8:20

on Nov. 27. When the 93# gasoline was replaced by diesel, the change

was obvious, and the interface display is shown in Figure 4.

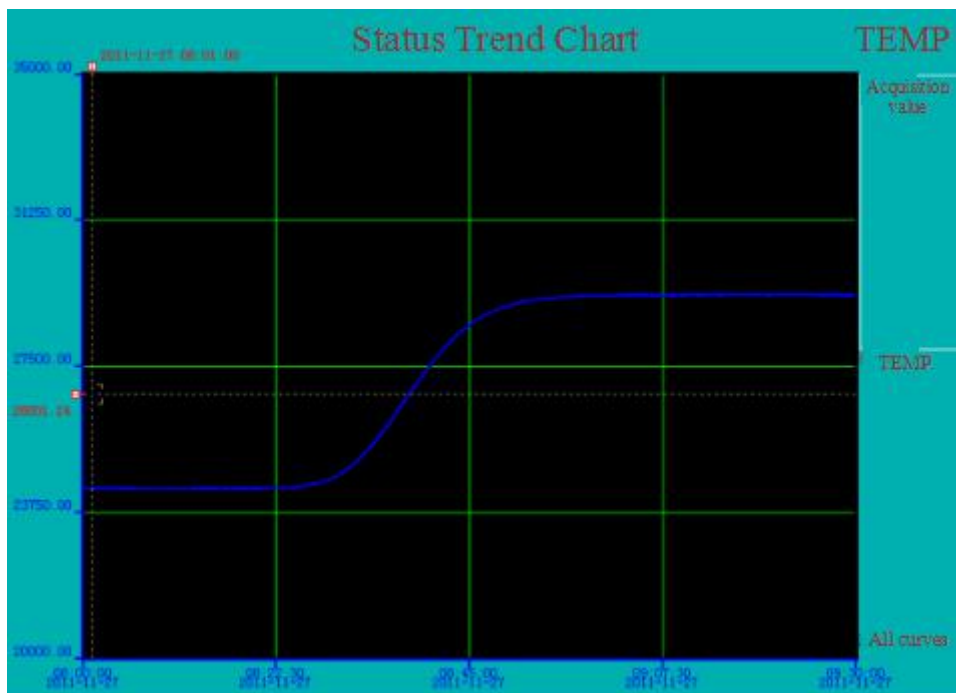


Figure 4. Interface Detection Drawing between 93# Gasoline and 0# Diesel

The tester distinguished the interface between the 93# gasoline

and 97# gasoline between 12:12

and 13:42 on Dec. 6. The interface display is shown in Figure 5.

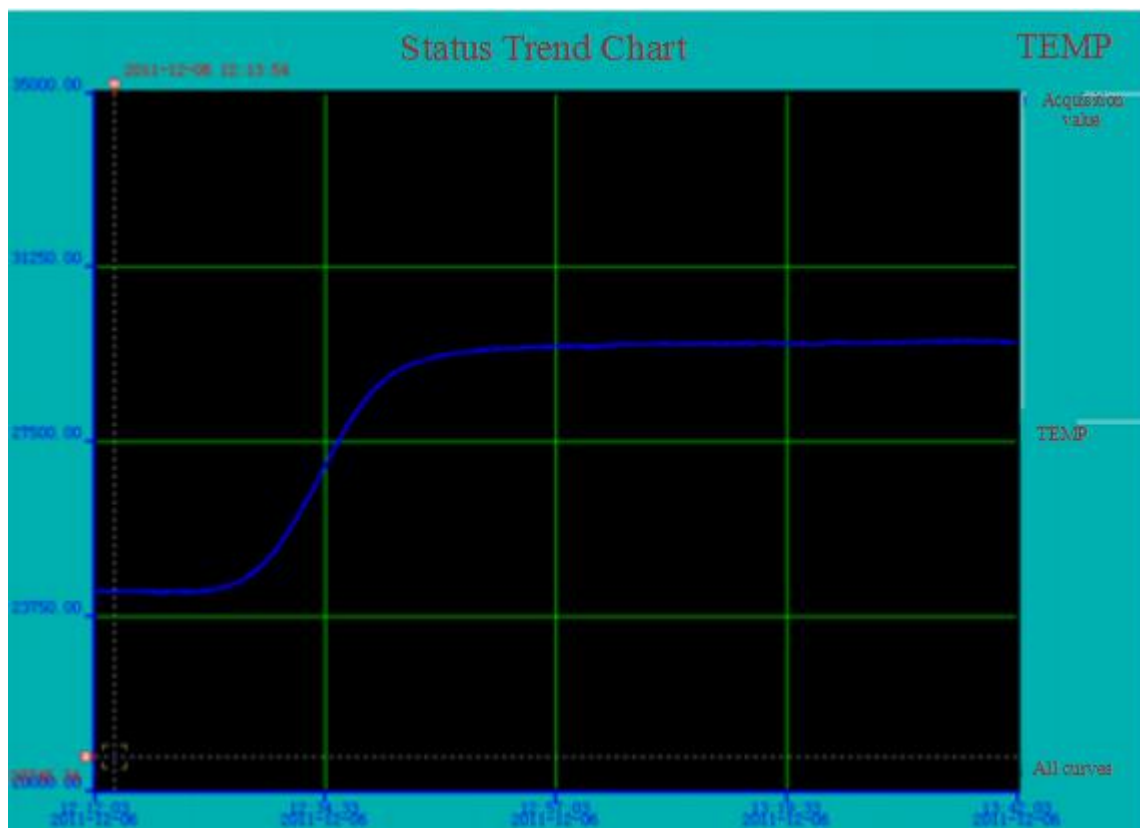


Figure 5. Interface Detection Drawing between 93# Gasoline and 97# Gasoline

As indicated in practical application, Diamond-oil tester demonstrates good sensitivity, reliability and practicability with good testing results during multi-oil product batch pipelining.

4. Conclusion

To sum up, Diamond-oil tester utilizes information fusion technology to test the oil product interfaces during refined oil batch pipelining based on vibration frequency range of the oil product, electromagnetic absorption and difference and integration of capacitance dielectric constants to conduct overall analysis. By processing signals and combining Kalman filter principle, the tester can realize the interface testing and distinguishing for different refined

oil products. After analyzing the application in refined oil pipelines, the tester is proved to be accurate in determining interfaces among different oil products and therefore worth wide implementation and application in refined oil batch pipelining.

References

- [1] Ping Zhang, et al. Jiyuan - huianpu pipeline engineering new technology research and application [J]. Oil chemical industry in Inner Mongolia, 2012.17 (3)101-108. (in Chinese)
- [2] Shibiao Wang. The common hidden trouble analysis of the mixed oil treatment equipment for the oil product oil pipeline [J], environmental protection and safety, 2016. 3 (2) 181-182. (in Chinese)
- [3] Liang Shen, et al. Application of

optical interface detector in LAN Zheng Changcheng oil pipeline [J], pipeline technology and equipment, 2016.8 (1) 15-16. (in Chinese)

- [4] Shiyi Chen, Yanxing Cui, Yanyu Cui. Order of refined oil transportation pipeline mixed oil quantity calculation method [J]. Oil and gas storage and transportation, 2007.26 (8): 16-19. (in Chinese)
- [5] Jungang Ding, et al. Study on the oil mixing capacity of the oil pipeline of LAN Zheng Changcheng oil pipeline [J], natural gas and petroleum, 2014.32 (2): 15-16. (in Chinese)
- [6] Tao Yu, et al. Study on the interface detection and oil mixing of the finished oil pipeline [J], natural gas and petroleum, 2013.31 (5): 21-22. (in Chinese)
- [7] Fujun Dai, refined oil sequential

- l delivery of mixed oil detection and cutting [J]. oil and gas storage and transportation, 2011 (4). (in Chinese)
- [8] Kun Wang, et al. Study on the amount of mixed oil and mixed oil in pipeline sequence transportation [J]. pipeline technology and equipment, 2007 (2). (in Chinese)
- [9] Songsheng Deng, Liu Lingli, Zeng Duoli, et al. [M]. technology of oil product pipeline in Beijing: Petroleum Industry Press, 2002. (in Chinese)
- [10] Yuying Lian density measurement technology [M]. Beijing: Mechanical Industry Press, 1982.(in Chinese)
- [11] Qiwei Yong. Mobile pipeline sequence transportation of mixed oil concentration detection device of [J]. Logistics Engineering College, 2006 (1). (in Chinese)
- [12] Kun Wang. Study on the mixed oil of pipeline sequence transportation [J]. oil and gas storage and transportation, 2002 (5). (in Chinese)
- [13] Shuli Wang, Ying Zhu. The present situation and Prospect of crude oil transportation [J]. pipeline technology and equipment, 2008 (3). (in Chinese)
- [14] Jingchang Zhuge. Based on electron cloud conductor model of refined oil online detection system [D]. Tianjin: College of precision instrument and opto Electronics Engineering, Tianjin University, 2009. (in Chinese)
- [15] Fafeng Sun, et al. Oil and gas storage and transportation, 2004 (1) of the western crude oil pipeline, multi variety, safe and efficient transportation technology, [J]. Oil & Gas Storage and Transportation, 2004(1). (in Chinese)
- [16] Yan Sun. Optical detection system of mixed oil interface in pipeline transportation [D]. Tianjin: College of precision instrument and opto Electronics Engineering, Tianjin University, 2008. (in Chinese)
- [17] Jianing Pu. Some problems of oil pipeline mixed [J]. in the analysis of oil and gas storage and transportation, 2000 (12). (in Chinese)
- [18] Shichang Lv, Zebo Zhang. Products Oil Batch Transportation Optimization [M]. Beijing: Petroleum Industry Press, 1989.5-6. (in Chinese)
- [19] Yan Dafan. [M]. design and management of oil pipelines in Beijing: Petroleum Industry Press, 1986.220-241. (in Chinese)
- [20] Xiaojun Yang, Baodong Chen, Yang Liu. Approximate calculation of the mixed oil volume in the sequential delivery terminal [J]. management technology and equipment, 2010,5:17-18. (in Chinese)